

Project Summary

Number of cutting layouts: 3

Panels utilization rate: 96.42%

Number of used panels: 4

Total panels area: 22.8927 m²

Number of cut parts from all panels: 160

Number of parts have not been cut: 0

Number of produced waste parts (cut-offs): 14

Saw Kerf: 4 mm

List of used panels

#	Panel ID	Panel Length	Panel Width	Count
1	Sheet A	2055 mm	2785 mm	4

List of used parts


#	Part ID	Part Length	Part Width	Count
1	P4	200 mm	350 mm	30
2	P3	100 mm	400 mm	40
3	P2	300 mm	500 mm	36
4	P1	400 mm	700 mm	25

350 mm 200 mm 1	300 mm	300 mm	300 mm	300 mm	300 mm	300 mm	300 mm	300 mm
350 mm 200 mm 10	500 mm 2	500 mm 3	500 mm 4	500 mm 5	500 mm 6	500 mm 7	500 mm 8	500 mm 9
350 mm 200 mm 11	300 mm	300 mm	300 mm	300 mm	300 mm	300 mm	300 mm	300 mm
350 mm 200 mm 20	500 mm 12	500 mm 13	500 mm 14	500 mm 15	500 mm 16	500 mm 17	500 mm 18	500 mm 19
350 mm 200 mm 21	300 mm	300 mm	300 mm	300 mm	300 mm	300 mm	300 mm	300 mm
350 mm 200 mm 30	500 mm 22	500 mm 23	500 mm 24	500 mm 25	500 mm 26	500 mm 27	500 mm 28	500 mm 29
350 mm 200 mm 31	300 mm	300 mm	300 mm	300 mm	300 mm	300 mm	300 mm	300 mm
350 mm 200 mm 32	500 mm 33	500 mm 34	500 mm 35	500 mm 36	500 mm 37	500 mm 38	500 mm 39	500 mm 40
350 mm 200 mm 41	300 mm	300 mm	300 mm	300 mm	300 mm	300 mm	300 mm	300 mm
350 mm 200 mm 42	500 mm	500 mm	500 mm	500 mm	500 mm	500 mm	500 mm	500 mm

2431 mm

Layout: 1. Parts with indices

1 of Sheet A	Length	Width	Count	Utilization
	2055 mm	2785 mm	1	98.25%



Layout: 1. Cuts with order number

1 of Sheet A	Length	Width	Count	Utilization
	2055 mm	2785 mm	1	98.25%

List of regular guillotine cuts

#	X Start	Y Start	X End	Y End	Length
1	352 mm	0 mm	352 mm	2057 mm	2057 mm
2	0 mm	202 mm	352 mm	202 mm	352 mm
3	0 mm	406 mm	352 mm	406 mm	352 mm
4	0 mm	610 mm	352 mm	610 mm	352 mm
5	0 mm	814 mm	352 mm	814 mm	352 mm
6	0 mm	1018 mm	352 mm	1018 mm	352 mm
7	0 mm	1222 mm	352 mm	1222 mm	352 mm
8	0 mm	1426 mm	352 mm	1426 mm	352 mm
9	0 mm	1630 mm	352 mm	1630 mm	352 mm
10	0 mm	1834 mm	352 mm	1834 mm	352 mm
11	0 mm	2038 mm	352 mm	2038 mm	352 mm
12	352 mm	2014 mm	2787 mm	2014 mm	2435 mm
13	656 mm	0 mm	656 mm	2014 mm	2014 mm
14	960 mm	0 mm	960 mm	2014 mm	2014 mm
15	1264 mm	0 mm	1264 mm	2014 mm	2014 mm
16	1568 mm	0 mm	1568 mm	2014 mm	2014 mm
17	1872 mm	0 mm	1872 mm	2014 mm	2014 mm
18	2176 mm	0 mm	2176 mm	2014 mm	2014 mm
19	2480 mm	0 mm	2480 mm	2014 mm	2014 mm
20	2784 mm	0 mm	2784 mm	2014 mm	2014 mm
21	352 mm	502 mm	656 mm	502 mm	304 mm
22	352 mm	1006 mm	656 mm	1006 mm	304 mm
23	352 mm	1510 mm	656 mm	1510 mm	304 mm
24	656 mm	502 mm	960 mm	502 mm	304 mm
25	656 mm	1006 mm	960 mm	1006 mm	304 mm
26	656 mm	1510 mm	960 mm	1510 mm	304 mm
27	960 mm	502 mm	1264 mm	502 mm	304 mm
28	960 mm	1006 mm	1264 mm	1006 mm	304 mm
29	960 mm	1510 mm	1264 mm	1510 mm	304 mm
30	1264 mm	502 mm	1568 mm	502 mm	304 mm
31	1264 mm	1006 mm	1568 mm	1006 mm	304 mm
32	1264 mm	1510 mm	1568 mm	1510 mm	304 mm
33	1568 mm	502 mm	1872 mm	502 mm	304 mm
34	1568 mm	1006 mm	1872 mm	1006 mm	304 mm
35	1568 mm	1510 mm	1872 mm	1510 mm	304 mm
36	1872 mm	502 mm	2176 mm	502 mm	304 mm
37	1872 mm	1006 mm	2176 mm	1006 mm	304 mm
38	1872 mm	1510 mm	2176 mm	1510 mm	304 mm
39	2176 mm	502 mm	2480 mm	502 mm	304 mm
40	2176 mm	1006 mm	2480 mm	1006 mm	304 mm
41	2176 mm	1510 mm	2480 mm	1510 mm	304 mm
42	2480 mm	502 mm	2784 mm	502 mm	304 mm
43	2480 mm	1006 mm	2784 mm	1006 mm	304 mm
44	2480 mm	1510 mm	2784 mm	1510 mm	304 mm


Layout: 1. List of cuts with start/end coordinates

1 of Sheet A	Length	Width	Count	Utilization
	2055 mm	2785 mm	1	98.25%

350 mm 200 mm 1	700 mm	700 mm	700 mm	300 mm
350 mm 200 mm 6	400 mm 2	400 mm 3	400 mm 4	500 mm 5
350 mm 200 mm 10	700 mm	700 mm	700 mm	300 mm
350 mm 200 mm 12	400 mm 7	400 mm 8	400 mm 9	500 mm 11
350 mm 200 mm 16	700 mm	700 mm	700 mm	300 mm
350 mm 200 mm 18	400 mm 13	400 mm 14	400 mm 15	500 mm 17
350 mm 200 mm 22	700 mm	700 mm	700 mm	300 mm
350 mm 200 mm 23	400 mm 19	400 mm 20	400 mm 21	500 mm 24
350 mm 200 mm 28	700 mm	700 mm	700 mm	
350 mm 200 mm 29	400 mm 25	400 mm 26	400 mm 27	

Layout: 2. Parts with indices

2 of Sheet A	Length	Width	Count	Utilization
	2055 mm	2785 mm	2	97.87%



Layout: 2. Cuts with order number

2 of Sheet A	Length	Width	Count	Utilization
	2055 mm	2785 mm	2	97.87%

List of regular guillotine cuts

#	X Start	Y Start	X End	Y End	Length
1	352 mm	0 mm	352 mm	2057 mm	2057 mm
2	2464 mm	0 mm	2464 mm	2057 mm	2057 mm
3	0 mm	202 mm	352 mm	202 mm	352 mm
4	0 mm	406 mm	352 mm	406 mm	352 mm
5	0 mm	610 mm	352 mm	610 mm	352 mm
6	0 mm	814 mm	352 mm	814 mm	352 mm
7	0 mm	1018 mm	352 mm	1018 mm	352 mm
8	0 mm	1222 mm	352 mm	1222 mm	352 mm
9	0 mm	1426 mm	352 mm	1426 mm	352 mm
10	0 mm	1630 mm	352 mm	1630 mm	352 mm
11	0 mm	1834 mm	352 mm	1834 mm	352 mm
12	0 mm	2038 mm	352 mm	2038 mm	352 mm
13	352 mm	402 mm	2464 mm	402 mm	2112 mm
14	352 mm	806 mm	2464 mm	806 mm	2112 mm
15	352 mm	1210 mm	2464 mm	1210 mm	2112 mm
16	352 mm	1614 mm	2464 mm	1614 mm	2112 mm
17	352 mm	2018 mm	2464 mm	2018 mm	2112 mm
18	2464 mm	2014 mm	2787 mm	2014 mm	323 mm
19	1056 mm	0 mm	1056 mm	402 mm	402 mm
20	1760 mm	0 mm	1760 mm	402 mm	402 mm
21	2768 mm	0 mm	2768 mm	2014 mm	2014 mm
22	1056 mm	402 mm	1056 mm	806 mm	404 mm
23	1760 mm	402 mm	1760 mm	806 mm	404 mm
24	1056 mm	806 mm	1056 mm	1210 mm	404 mm
25	1760 mm	806 mm	1760 mm	1210 mm	404 mm
26	1056 mm	1210 mm	1056 mm	1614 mm	404 mm
27	1760 mm	1210 mm	1760 mm	1614 mm	404 mm
28	1056 mm	1614 mm	1056 mm	2018 mm	404 mm
29	1760 mm	1614 mm	1760 mm	2018 mm	404 mm
30	2464 mm	502 mm	2768 mm	502 mm	304 mm
31	2464 mm	1006 mm	2768 mm	1006 mm	304 mm
32	2464 mm	1510 mm	2768 mm	1510 mm	304 mm

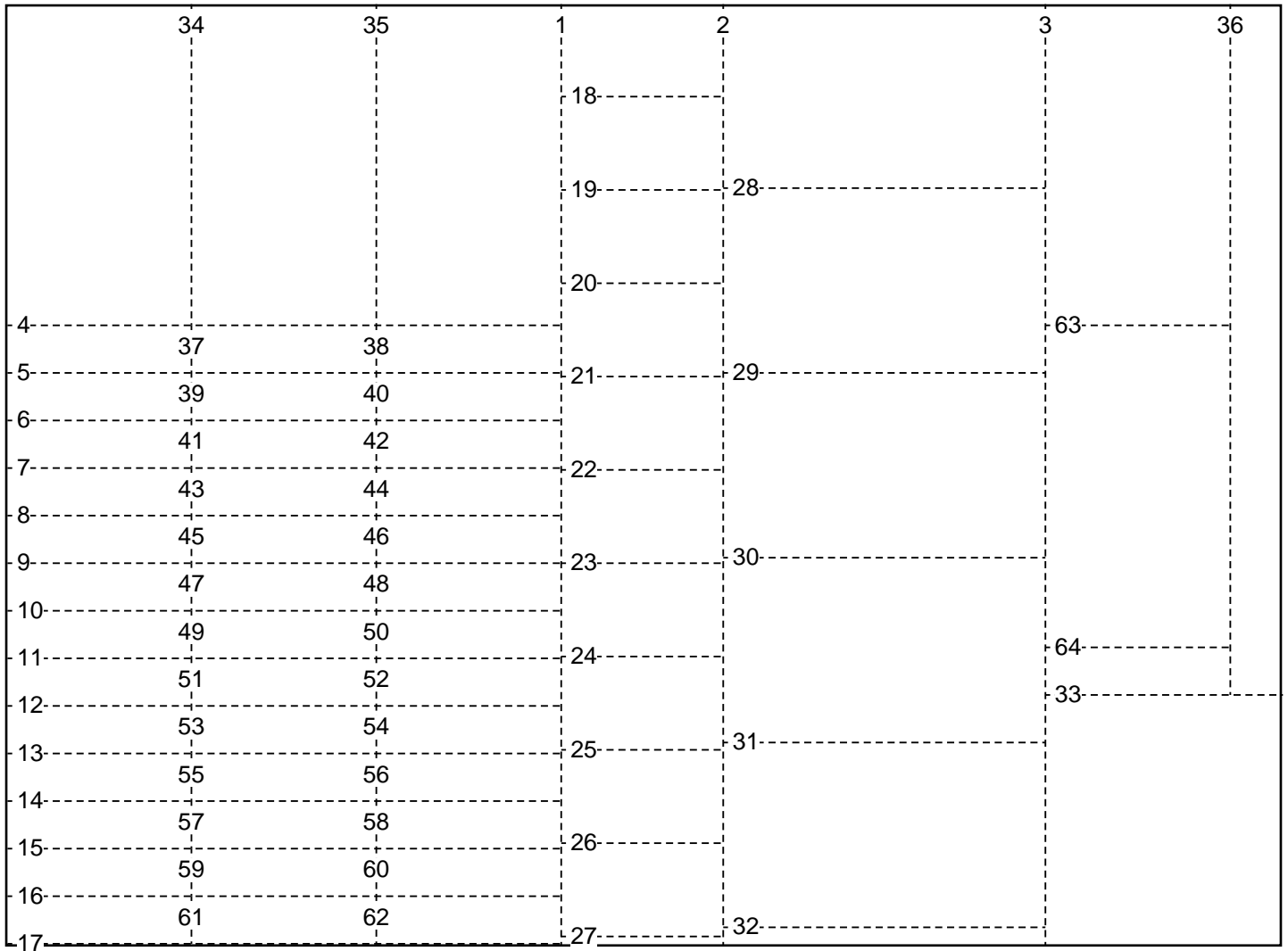
Layout: 2. List of cuts with start/end coordinates

2 of Sheet A	Length	Width	Count	Utilization
	2055 mm	2785 mm	2	97.87%

400 mm 700 mm 1	400 mm 700 mm 2	400 mm 700 mm 3	350 mm 200 mm 4	700 mm 400 mm 5	400 mm 700 mm 6	111 mm
400 mm 100 mm 11	400 mm 100 mm 12	400 mm 100 mm 13	350 mm 200 mm 7	700 mm 400 mm 8	400 mm	
400 mm 100 mm 15	400 mm 100 mm 16	400 mm 100 mm 17	350 mm 200 mm 9	700 mm 400 mm 18	700 mm 14	
400 mm 100 mm 20	400 mm 100 mm 21	400 mm 100 mm 22	350 mm 200 mm 10	700 mm 400 mm 19	400 mm 38	
400 mm 100 mm 23	400 mm 100 mm 24	400 mm 100 mm 25	350 mm 200 mm 11	700 mm 400 mm 20	515 mm	
400 mm 100 mm 27	400 mm 100 mm 28	400 mm 100 mm 29	350 mm 200 mm 12	700 mm 400 mm 21	543 mm	
400 mm 100 mm 31	400 mm 100 mm 32	400 mm 100 mm 33	350 mm 200 mm 13	700 mm 400 mm 22		
400 mm 100 mm 35	400 mm 100 mm 36	400 mm 100 mm 37	350 mm 200 mm 14	700 mm 400 mm 23		
400 mm 100 mm 40	400 mm 100 mm 41	400 mm 100 mm 42	350 mm 200 mm 15	700 mm 400 mm 24		
400 mm 100 mm 43	400 mm 100 mm 44	400 mm 100 mm 45	350 mm 200 mm 16	700 mm 400 mm 25		
400 mm 100 mm 48	400 mm 100 mm 49	400 mm 100 mm 50	350 mm 200 mm 17	700 mm 400 mm 26		
400 mm 100 mm 51	400 mm 100 mm 52	400 mm 100 mm 53	350 mm 200 mm 18	700 mm 400 mm 27		
400 mm 100 mm 55	400 mm 100 mm 56	400 mm 100 mm 57	350 mm 200 mm 19	700 mm 400 mm 28		
400 mm 100 mm 58	400 mm 100 mm 59	400 mm 100 mm 60	350 mm 200 mm 20	700 mm 400 mm 29		

Layout: 3. Parts with indices

1 of Sheet A	Length	Width	Count	Utilization
	2055 mm	2785 mm	1	91.67%



Layout: 3. Cuts with order number

1 of Sheet A	Length	Width	Count	Utilization
	2055 mm	2785 mm	1	91.67%

List of regular guillotine cuts

#	X Start	Y Start	X End	Y End	Length
1	1210 mm	0 mm	1210 mm	2057 mm	2057 mm
2	1564 mm	0 mm	1564 mm	2057 mm	2057 mm
3	2268 mm	0 mm	2268 mm	2057 mm	2057 mm
4	0 mm	702 mm	1210 mm	702 mm	1210 mm
5	0 mm	806 mm	1210 mm	806 mm	1210 mm
6	0 mm	910 mm	1210 mm	910 mm	1210 mm
7	0 mm	1014 mm	1210 mm	1014 mm	1210 mm
8	0 mm	1118 mm	1210 mm	1118 mm	1210 mm
9	0 mm	1222 mm	1210 mm	1222 mm	1210 mm
10	0 mm	1326 mm	1210 mm	1326 mm	1210 mm
11	0 mm	1430 mm	1210 mm	1430 mm	1210 mm
12	0 mm	1534 mm	1210 mm	1534 mm	1210 mm
13	0 mm	1638 mm	1210 mm	1638 mm	1210 mm
14	0 mm	1742 mm	1210 mm	1742 mm	1210 mm
15	0 mm	1846 mm	1210 mm	1846 mm	1210 mm
16	0 mm	1950 mm	1210 mm	1950 mm	1210 mm
17	0 mm	2054 mm	1210 mm	2054 mm	1210 mm
18	1210 mm	202 mm	1564 mm	202 mm	354 mm
19	1210 mm	406 mm	1564 mm	406 mm	354 mm
20	1210 mm	610 mm	1564 mm	610 mm	354 mm
21	1210 mm	814 mm	1564 mm	814 mm	354 mm
22	1210 mm	1018 mm	1564 mm	1018 mm	354 mm
23	1210 mm	1222 mm	1564 mm	1222 mm	354 mm
24	1210 mm	1426 mm	1564 mm	1426 mm	354 mm
25	1210 mm	1630 mm	1564 mm	1630 mm	354 mm
26	1210 mm	1834 mm	1564 mm	1834 mm	354 mm
27	1210 mm	2038 mm	1564 mm	2038 mm	354 mm
28	1564 mm	402 mm	2268 mm	402 mm	704 mm
29	1564 mm	806 mm	2268 mm	806 mm	704 mm
30	1564 mm	1210 mm	2268 mm	1210 mm	704 mm
31	1564 mm	1614 mm	2268 mm	1614 mm	704 mm
32	1564 mm	2018 mm	2268 mm	2018 mm	704 mm
33	2268 mm	1510 mm	2787 mm	1510 mm	519 mm
34	402 mm	0 mm	402 mm	702 mm	702 mm
35	806 mm	0 mm	806 mm	702 mm	702 mm
36	2672 mm	0 mm	2672 mm	1510 mm	1510 mm
37	402 mm	702 mm	402 mm	806 mm	104 mm
38	806 mm	702 mm	806 mm	806 mm	104 mm
39	402 mm	806 mm	402 mm	910 mm	104 mm
40	806 mm	806 mm	806 mm	910 mm	104 mm
41	402 mm	910 mm	402 mm	1014 mm	104 mm
42	806 mm	910 mm	806 mm	1014 mm	104 mm
43	402 mm	1014 mm	402 mm	1118 mm	104 mm
44	806 mm	1014 mm	806 mm	1118 mm	104 mm

Layout: 3. List of cuts with start/end coordinates

1 of Sheet A	Length	Width	Count	Utilization
	2055 mm	2785 mm	1	91.67%

List of regular guillotine cuts

#	X Start	Y Start	X End	Y End	Length
45	402 mm	1118 mm	402 mm	1222 mm	104 mm
46	806 mm	1118 mm	806 mm	1222 mm	104 mm
47	402 mm	1222 mm	402 mm	1326 mm	104 mm
48	806 mm	1222 mm	806 mm	1326 mm	104 mm
49	402 mm	1326 mm	402 mm	1430 mm	104 mm
50	806 mm	1326 mm	806 mm	1430 mm	104 mm
51	402 mm	1430 mm	402 mm	1534 mm	104 mm
52	806 mm	1430 mm	806 mm	1534 mm	104 mm
53	402 mm	1534 mm	402 mm	1638 mm	104 mm
54	806 mm	1534 mm	806 mm	1638 mm	104 mm
55	402 mm	1638 mm	402 mm	1742 mm	104 mm
56	806 mm	1638 mm	806 mm	1742 mm	104 mm
57	402 mm	1742 mm	402 mm	1846 mm	104 mm
58	806 mm	1742 mm	806 mm	1846 mm	104 mm
59	402 mm	1846 mm	402 mm	1950 mm	104 mm
60	806 mm	1846 mm	806 mm	1950 mm	104 mm
61	402 mm	1950 mm	402 mm	2054 mm	104 mm
62	806 mm	1950 mm	806 mm	2054 mm	104 mm
63	2268 mm	702 mm	2672 mm	702 mm	404 mm
64	2268 mm	1406 mm	2672 mm	1406 mm	404 mm

Layout: 3. List of cuts with start/end coordinates

1 of Sheet A	Length	Width	Count	Utilization
	2055 mm	2785 mm	1	91.67%